



Empowering People.
Accelerating Performance.

Accelerate Online Development Using Flash Components

W309CS

TH309CS

FR109CS



*ASTD TechKnowledge 2009, Conference & Exposition
Las Vegas, Nevada*

Presentation

Learning Objectives:

- Analyze when and how to use Flash components to develop e-learning faster.
- Access and customize Flash components.
- Configure Flash components to work for e-learning.



Accelerate Online Development Using Flash Components

Presented by
Darlene Ferras and Jenny Beer



Creation Station Outcomes



- Analyze when and how to use Flash components to develop e-learning faster.
- Access and customize Flash components.
- Configure Flash components to work for e-learning.



Are You a Flash Beginner Programmer?

- I am familiar with the Flash interface and the Library, Properties, and Action panels.
- I know how the timeline works and how to use it.
- I can use the Actions panel to revise basic ActionScript code.



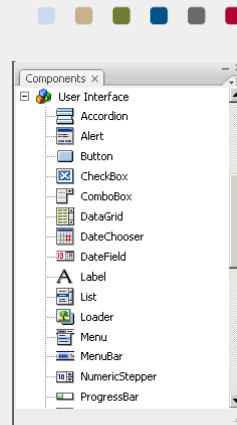
Are You a Flash Beginner-Intermediate Programmer?

- I am comfortable with the Flash interface and know how to use most of the panels.
- I am comfortable using the timeline to accomplish my goals.
- I am comfortable using the Actions panel to revise and write ActionScript code.



What are Flash Components?

- Part of the Flash software.
- Movie clips that you can modify.



Properties

Define the way a component instance works or looks.

```
my_button.scaleX = 100;
```



ActionScript Methods

Make a component instance do something.

```
my_button.setFocus();
```



Events


Events are responses to interaction with a component instance.

```
function my_button_clicked() {  
  getURL("http://www.aboutepi.com", "_blank");  
}  
my_button.addEventListener("click",  
  my_button_clicked);
```



TextArea Component

Displays multiple lines of text.

 How could you use a Text Area component for e-learning?

TextArea Component

The TextArea component displays multiple lines of text. It makes revisions easier because you can change a TXT or XML file instead of revising the Flash file.


A scrollbar displays when needed and disappears when it's not needed.

You can use a CSS file to format the text in the TextArea: font, size, color, etc.



CheckBox Component

A square that can be selected or not selected.

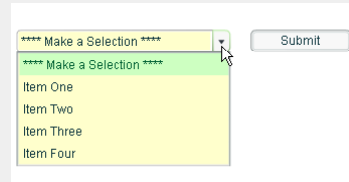
 How could you use a CheckBox component for e-learning?


A. label text Label Text
 B. label text Label Text
Label Text
Label Text



ComboBox Component

Allows selecting one item from the list; it can also allow entering text into a text field at the top of the list.

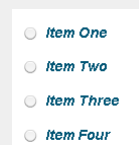



 How could you use a ComboBox component for e-learning?



RadioButton Component

Forces the user to make one choice from a set of choices.



 How could you use a RadioButton component for e-learning?



MediaPlayer Component

Enables you to present audio or video media.

- ❓ How could you use a MediaPlayer component for e-learning?



Accordion Component

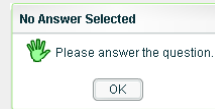
Enables you to present headers with associated content.


- ❓ How could you use an Accordion component for e-learning?



Alert Component

Enables you to present a message and includes buttons.



-  How could you use an Alert component for e-learning?



Six Steps for Using a Component

Step 1: Add a Component to the Stage

Step 2: Enter an Instance Name

Step 3: Select Parameters

Step 4: Size the Component

Step 5: Add Events and Listeners

Step 6: Customize Components



Darlene Ferras
dferras@aboutepi.com

Jenny Beer
jbeer@aboutepi.com

EPI ■ 468 Mesa View Way ■ Golden, CO 80403
303.395.0885 ■ www.aboutepi.com

